

Salt Lake City Parks Division

Madsen Park Engagement Report

January 2020



Public Lands

Parks | Trails & Natural Lands | Urban Forestry

Table of Contents

Engagement Overview.....	1
Project Map and Photos.....	2
Engagement Approach.....	3
Overview of Outreach.....	3
Online Survey.....	3
Canvasing.....	3
Printed Materials.....	4
Webpage.....	5
Social Media.....	6
Community Council Communication.....	6
Survey Response Summary.....	7
Conclusion and Next Steps	7
Qualtrics Survey Data.....	8

Engagement Overview

From late December 2019 to late January 2020, Salt Lake City's Parks Division carried out a community outreach campaign to gather public feedback on the removal of fencing, a backstop, and a berm (elevated strip of land) at Madsen Park (9 N Chicago St).

The Parks Division's goal with removing those assets is to improve the safety at the park and make it more inviting for recreational use. Current safety concerns include children climbing on the backstop and overnight camping between the berm and the fences of adjacent property owners.

The primary tool used to gather feedback on this proposed project was an online survey. There were 36 responses to the survey, primarily from residents who live very close to the park.

This outreach campaign revealed that residents who live near Madsen Park are generally in favor of this project.

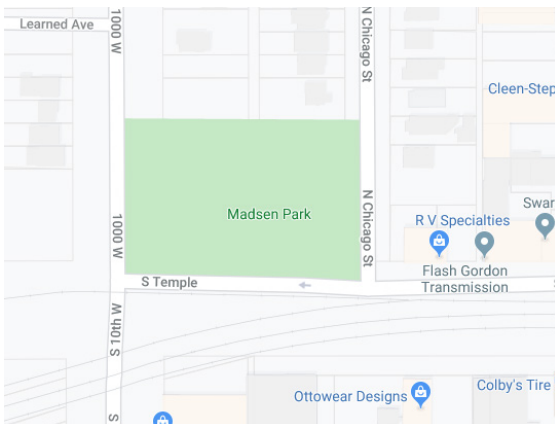
When survey participants were asked how often they use the backstop at Madsen Park for baseball, softball, or kickball, 82.6% responded with "Never."

Participants also indicated that they feel concerned about safety at the park, with 77% saying they feel "Highly" concerned about safety, and 18% saying they feel "Moderately" concerned.

When asked what effect the proposed project would have on the park's safety, 76% of participants said removing the backstop would improve safety and 81% said removing the berm would improve safety. Similarly, 72% of participants felt that removing the interior park fencing would make the park more inviting for recreational use.

When directly asked if they are in favor or oppose removing these park assets, 88% favored removing the backstop, 88% favored removing the berm, and 92% favored removing the interior fencing. Those who opposed removing these assets questioned how much of a positive impact this would actually have towards solving the perceived safety issues at the Park.

Project Map and Photos



*Map of Madsen Park, located at
9 N Chicago St. Credit: Google Earth*



Madsen Park Backstop



Madsen Park Interior Fencing



Madsen Park Berm

Engagement Approach

▷ Engagement Goals:

- Gather feedback from the community about removing the backstop, fencing, and berm at Madsen Park, with a focus on the neighborhoods surrounding the park.
- For those who oppose these projects, determine what alternatives they would propose.

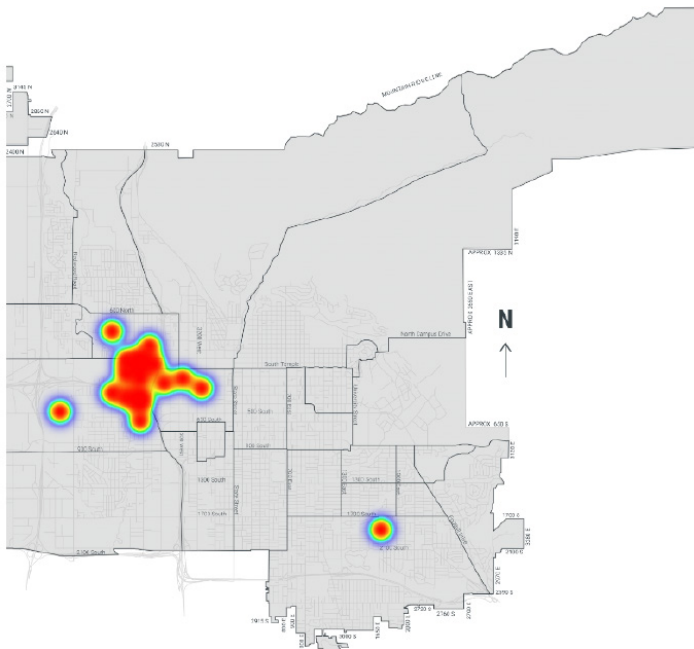
▷ Engagement Methods:

- Online survey
- Canvassing
- Webpage
- Social media
- Email newsletter
- Communication with community councils

Overview of Outreach

▷ Online Survey

- Survey Completions: 36
- Survey was open from 12/31/2019 – 1/29/2020
- The map below shows that the majority of survey participants live near the park. (The more colorful areas indicate a greater number of survey participants)



▷ Canvassing

- Posters were hung on the fencing and backstop at Madsen Park.
- Doorknob flyers were hung on approximately 100 homes in neighborhoods adjacent to the park.

▷ Printed Materials:



Photos showing posters on Madsen Park Fencing

We Need Your Feedback!

Salt Lake City's Parks Division is considering minor changes to nearby Madsen Park (9 N Chicago St):

- 1) Removing the backstop.** The backstop is rarely used for its intended purpose. Rather, it has become a safety hazard for children who climb it.
- 2) Removing berm (small strip of elevated terrain) in the north end of the park.** The berm is near the backyard fence of adjacent property owners, reducing visibility into the north end of the park and making the location an attractive spot for camping.
- 3) Removing fencing.** Removing interior park fencing will make the park more open and inviting for normal recreational use.





Online Feedback Survey: <http://bit.ly/2ZLJsA8>
Questions? 801-972-7800 or parks@slcgov.com

 **Public Lands**
TRAIL SYSTEMS & LAND MANAGEMENT

Doorknob flyer that was distributed to neighborhoods surrounding the park. The reverse side included a Spanish translation.

▷ Webpage:


PaymentsBusiness

Salt Lake City
Public Lands
Division contact information can be found at <https://www.sl.gov/parks/contact-us/>


SLC.govPublic LandsMadsen Park SurveyMore Info

Madsen Park Survey


Salt Lake City Parks Division is seeking the community's input on improving Madsen Park. At this time, Parks is considering whether to remove the following amenities:



Madsen Park Backstop



Madsen Park Fencing




Madsen Park Berm

By removing the backstop, berm, and fencing, Parks hopes to make Madsen Park more safe and inviting for recreational use. Currently, the backstop is rarely used for its intended purpose and has become a safety hazard for children who climb it. The berm, near the backyard fence of adjacent property owners, reduces visibility into the North end of the park, making the Park a prime spot for camping. Additionally, removing some of the fencing will allow the public easier access to the playground and the sports court. All fencing along private property surrounding the park will remain.

This survey's purpose is to better understand the public's view on removing Madsen Park's backstop, berm, and some fencing. All feedback is appreciated, encouraged, and anonymous. Click the link below to take the survey.

The survey is now closed. Check back soon for a summary report.

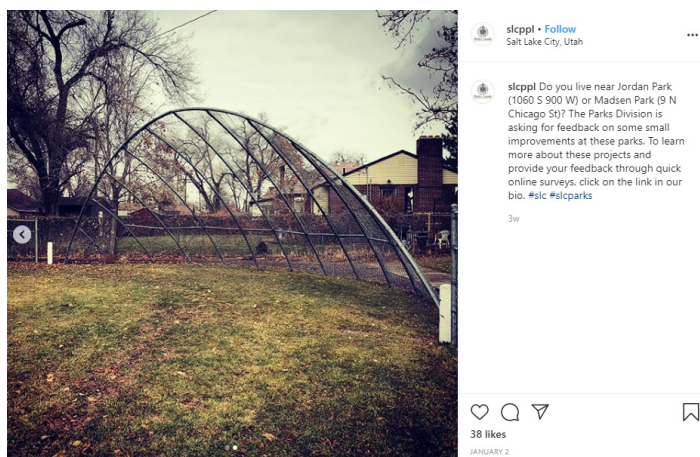
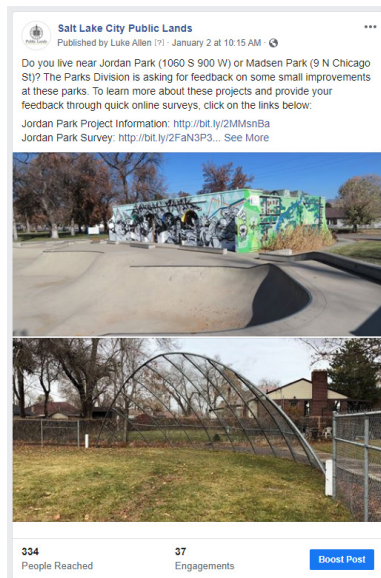


- Address: 9 North Chicago St, Salt Lake City, UT 84116
- Amenities: Playground, basketball, softball, picnic tables
- City Council District: Andrew Johnston (District 2)

For questions or concerns about the survey email Luke Allen at luke.allen@sl.gov.

*Screenshot of project webpage
(<https://www.sl.gov/parks/madsen-park-survey/>)*

▷ Social Media:



Screenshots of social media posts to share project information on Facebook, Twitter, and Instagram.

Community Council Communication

On January 8, 2020, an email was sent to several representatives from the Poplar Grove and Fairpark Community Councils informing them of this proposed project and the online feedback survey.

Survey Response Summary

The survey participants generally had a very close relationship with Madsen Park, with 90% of participants said that they live, work, commute, or shop near the park.

When survey participants were asked how often they use the backstop at Madsen Park for baseball, softball, or kickball, 82.6% responded with “Never.”

Participants also indicated that they feel concerned about safety at the park, with 77% saying they feel “Highly” concerned about safety, and 18% saying they feel “Moderately” concerned.

When asked what effect the proposed project would have on the park’s safety, 76% of participants said removing the backstop would improve safety and 81% said removing the berm would improve safety. Similarly, 72% of participants felt that removing the interior park fencing would make the park more inviting for recreational use.

When directly asked if they are in favor or oppose removing these park assets, 88% favored removing the backstop, 88% favored removing the berm, and 92% favored removing the interior fencing.

Those who opposed removing these assets questioned how much of a positive impact this would actually have towards solving the perceived safety issues at the park.

Conclusion and Next Steps

Based on this community outreach effort, the Parks Division feels that the community is overall supportive of removing these assets from the park.

While the Division acknowledges that removing these assets won't solve every potential safety issue in the park, this is a low-cost project that will have an overall positive impact.

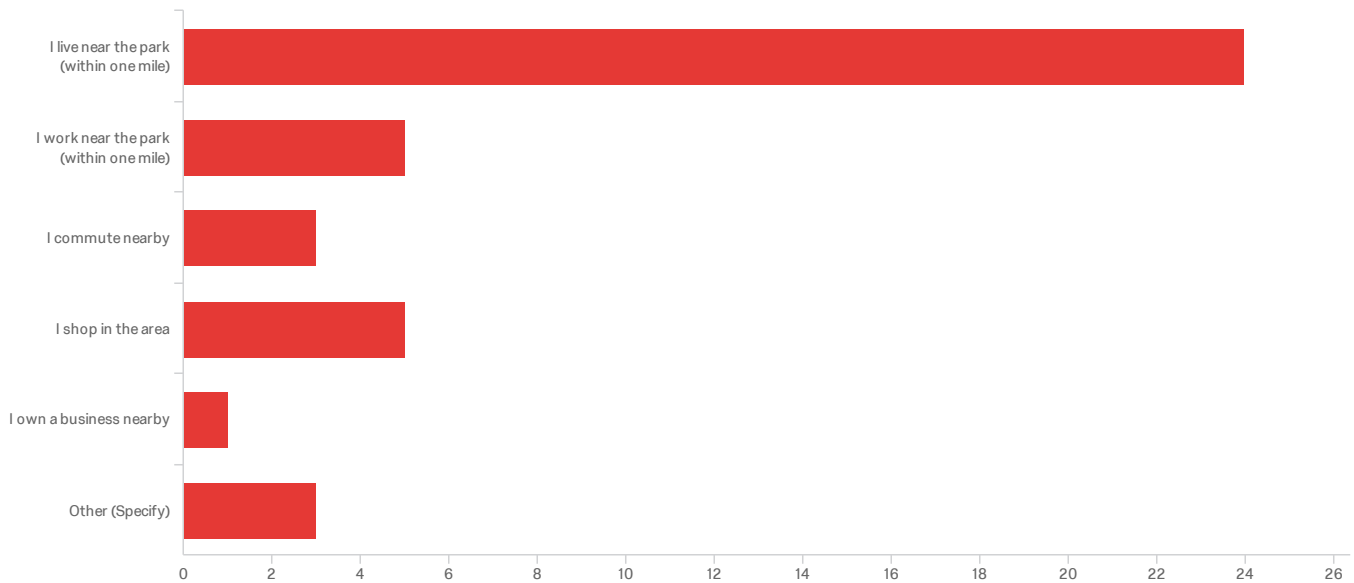
Work on the removal of these assets will most likely commence by the end of February 2020.

Qualtrics Data Summary

Parks - Madsen Park Survey

January 29, 2020 10:30 AM MST

Q1 - What is your relationship with Madsen Park? (Check all that apply)



#	Field	Choice Count
1	I live near the park (within one mile)	58.54% 24
2	I work near the park (within one mile)	12.20% 5
3	I commute nearby	7.32% 3
4	I shop in the area	12.20% 5
5	I own a business nearby	2.44% 1
6	Other (Specify)	7.32% 3

41

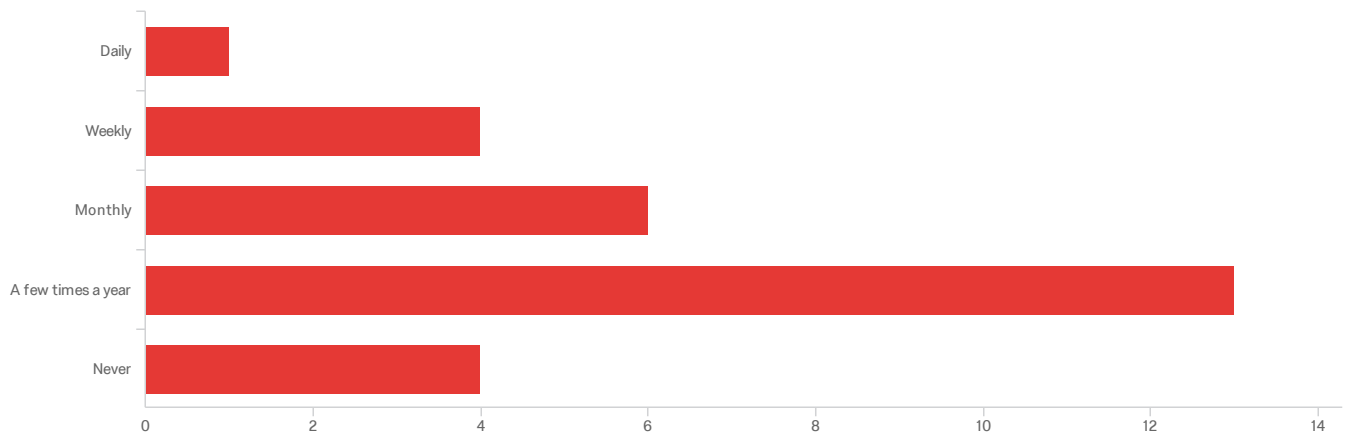
Showing rows 1 - 7 of 7

Q1_6_TEXT - Other (Specify)

Other (Specify)

I live 1 block away to the south of the park

Q2 - How often do you visit Madsen Park?

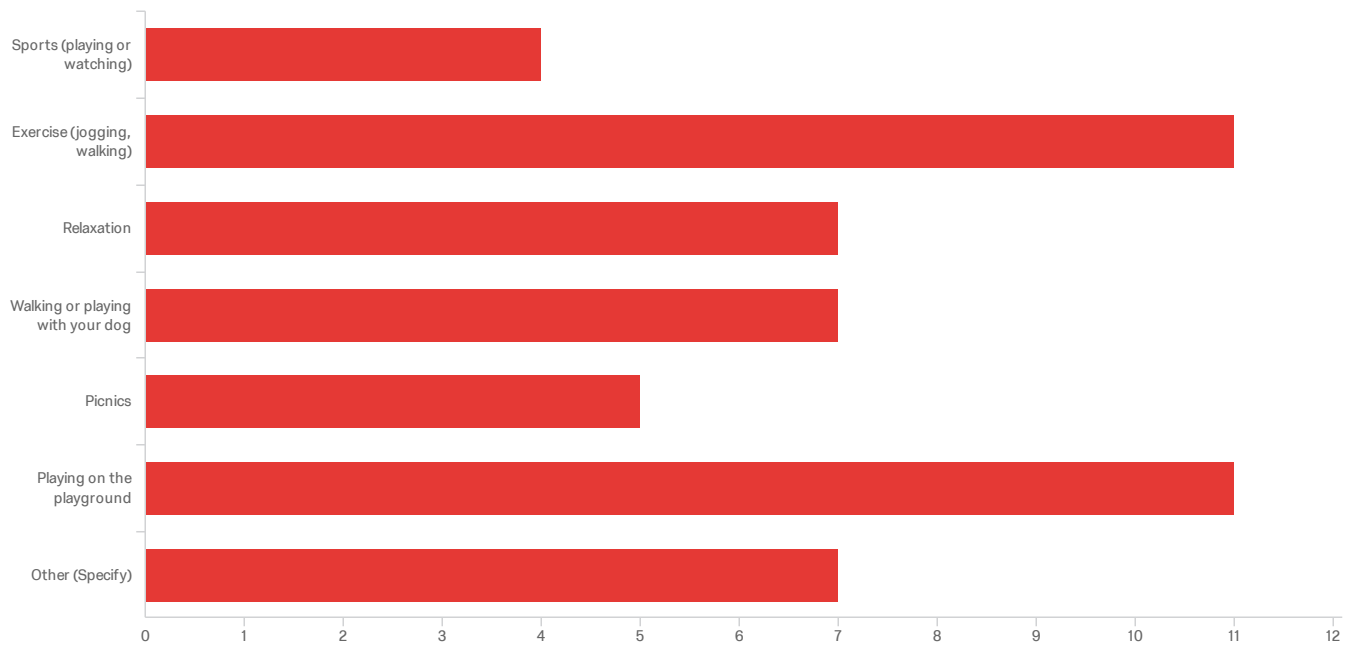


#	Field	Minimum	Maximum	Mean	Std Deviation	Variance	Count
1	How often do you visit Madsen Park?	1.00	5.00	3.54	1.02	1.03	28

#	Field	Choice Count
1	Daily	3.57% 1
2	Weekly	14.29% 4
3	Monthly	21.43% 6
4	A few times a year	46.43% 13
5	Never	14.29% 4
		28

Showing rows 1 - 6 of 6

Q3 - What activities do you participate in at Madsen Park? (Check all that apply)



#	Field	Choice Count
1	Sports (playing or watching)	7.69% 4
2	Exercise (jogging, walking)	21.15% 11
3	Relaxation	13.46% 7
4	Walking or playing with your dog	13.46% 7
5	Picnics	9.62% 5
6	Playing on the playground	21.15% 11
7	Other (Specify)	13.46% 7
		52
Showing rows 1 - 8 of 8		

Q3_7_TEXT - Other (Specify)

Other (Specify)

Walking a 🐾

misc

Work related inspections

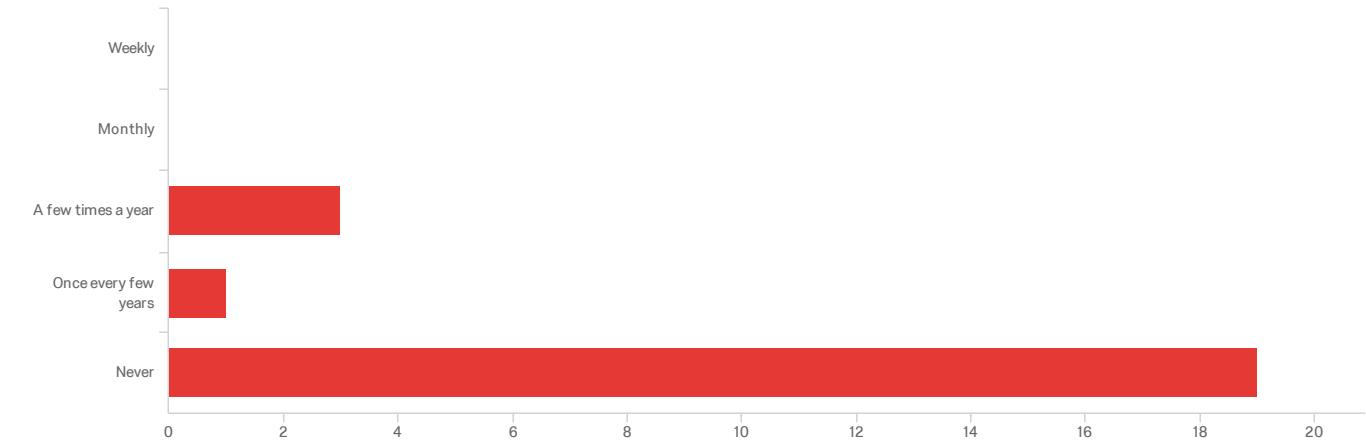
Other (Specify)

Playing on the playground with my son

Swinging & picking up trash.

kite flying

Q4 - How often do you and/or your family use the backstop at Madsen Park for baseball, softball, or kickball?

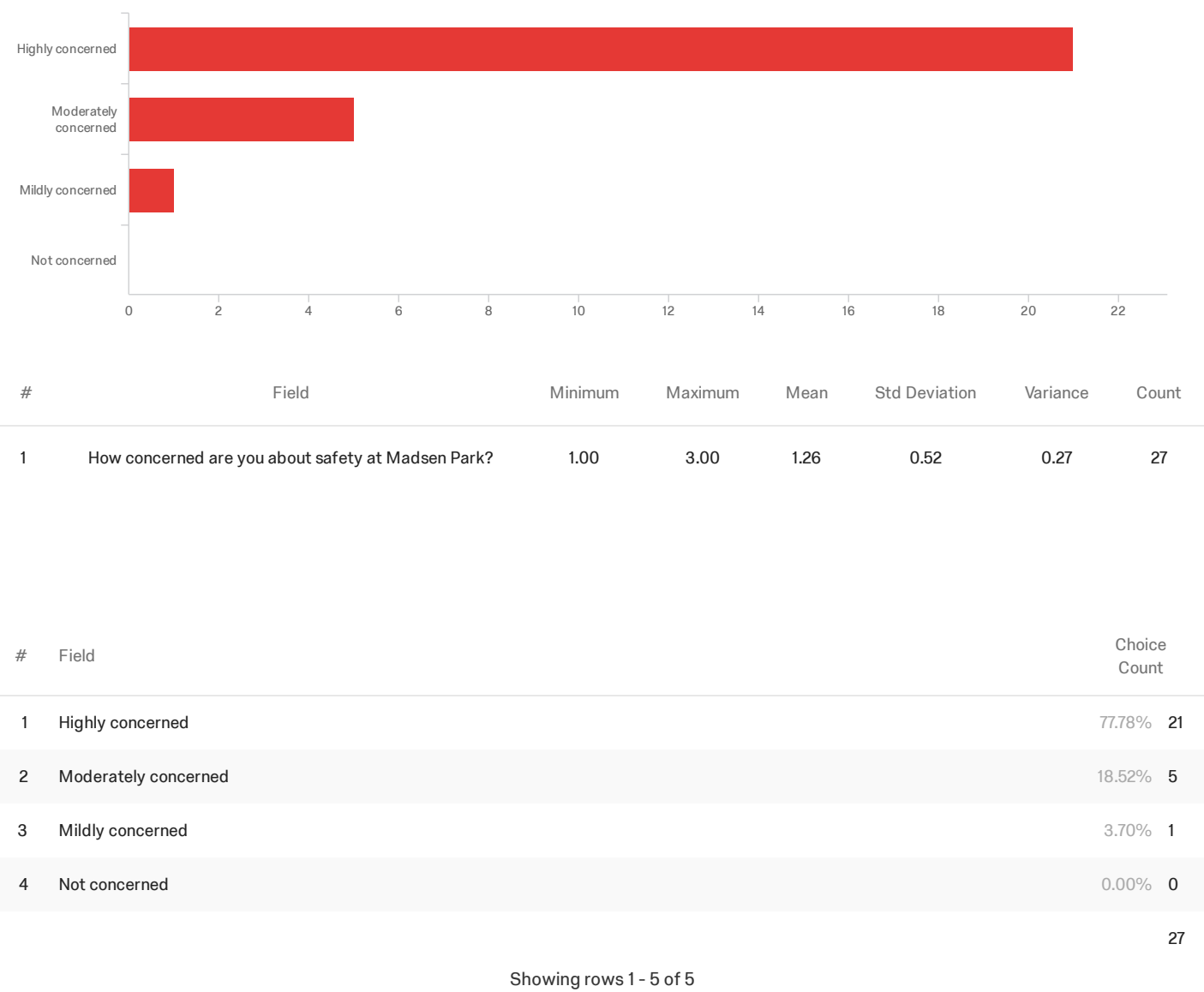


#	Field	Minimum	Maximum	Mean	Std Deviation	Variance	Count
1	How often do you and/or your family use the backstop at Madsen Park for baseball, softball, or kickball?	3.00	5.00	4.70	0.69	0.47	23

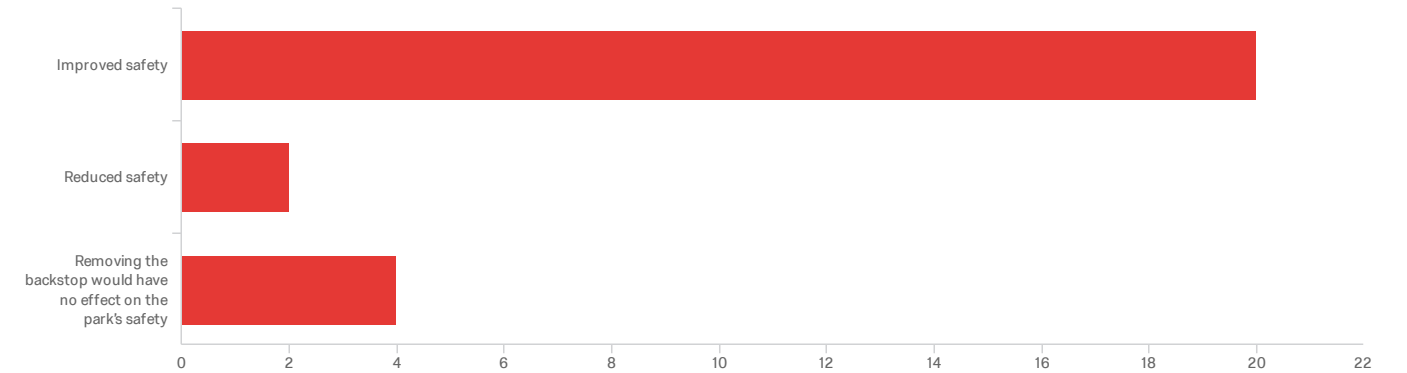
#	Field	Choice Count
1	Weekly	0.00% 0
2	Monthly	0.00% 0
3	A few times a year	13.04% 3
4	Once every few years	4.35% 1
5	Never	82.61% 19
		23

Showing rows 1 - 6 of 6

Q5 - How concerned are you about safety at Madsen Park?



Q6 - What effect on Madsen Park’s safety do you feel removing the backstop would have?

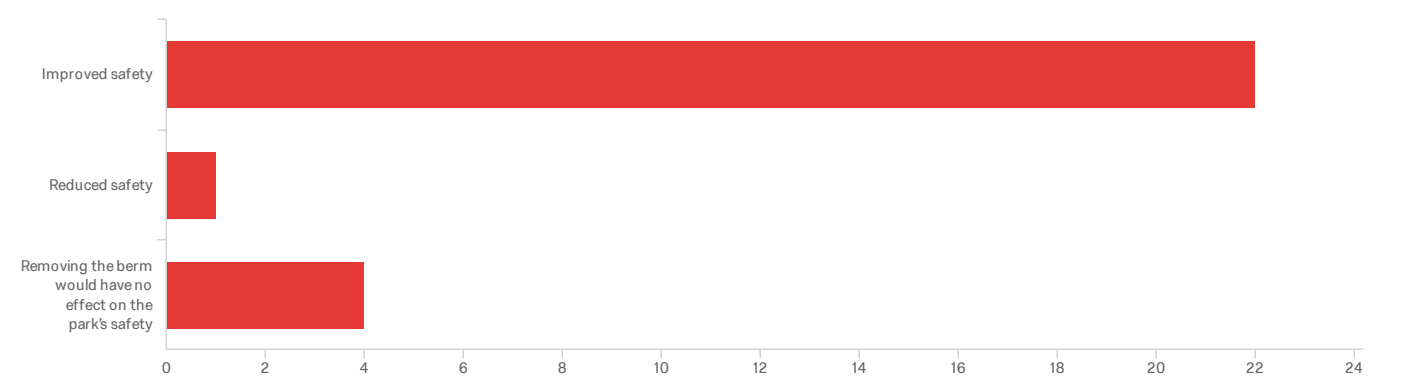


#	Field	Minimum	Maximum	Mean	Std Deviation	Variance	Count
1	What effect on Madsen Park’s safety do you feel removing the backstop would have?	1.00	3.00	1.38	0.74	0.54	26

#	Field	Choice Count
1	Improved safety	76.92% 20
2	Reduced safety	7.69% 2
3	Removing the backstop would have no effect on the park’s safety	15.38% 4
		26

Showing rows 1 - 4 of 4

Q7 - What effect on Madsen Park’s safety do you feel removing the berm in the north section of the park would have?

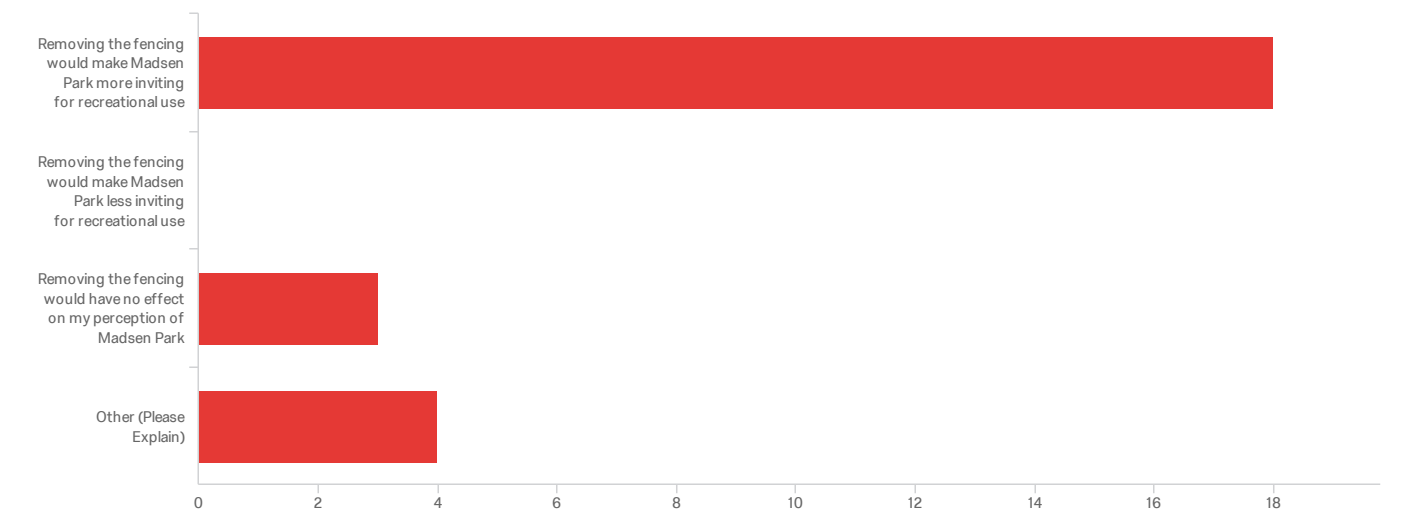


#	Field	Minimum	Maximum	Mean	Std Deviation	Variance	Count
1	What effect on Madsen Park’s safety do you feel removing the berm in the north section of the park would have?	1.00	3.00	1.33	0.72	0.52	27

#	Field	Choice Count
1	Improved safety	81.48% 22
2	Reduced safety	3.70% 1
3	Removing the berm would have no effect on the park’s safety	14.81% 4
		27

Showing rows 1 - 4 of 4

Q8 - How would your perception of Madsen Park change as a result of removing the fencing within the park?



#	Field	Minimum	Maximum	Mean	Std Deviation	Variance	Count
1	How would your perception of Madsen Park change as a result of removing the fencing within the park? - Selected Choice	1.00	4.00	1.72	1.18	1.40	25

#	Field	Choice Count
1	Removing the fencing would make Madsen Park more inviting for recreational use	72.00% 18
2	Removing the fencing would make Madsen Park less inviting for recreational use	0.00% 0
3	Removing the fencing would have no effect on my perception of Madsen Park	12.00% 3
4	Other (Please Explain)	16.00% 4

25

Showing rows 1 - 5 of 5

Q8_4_TEXT - Other (Please Explain)

Other (Please Explain)
I

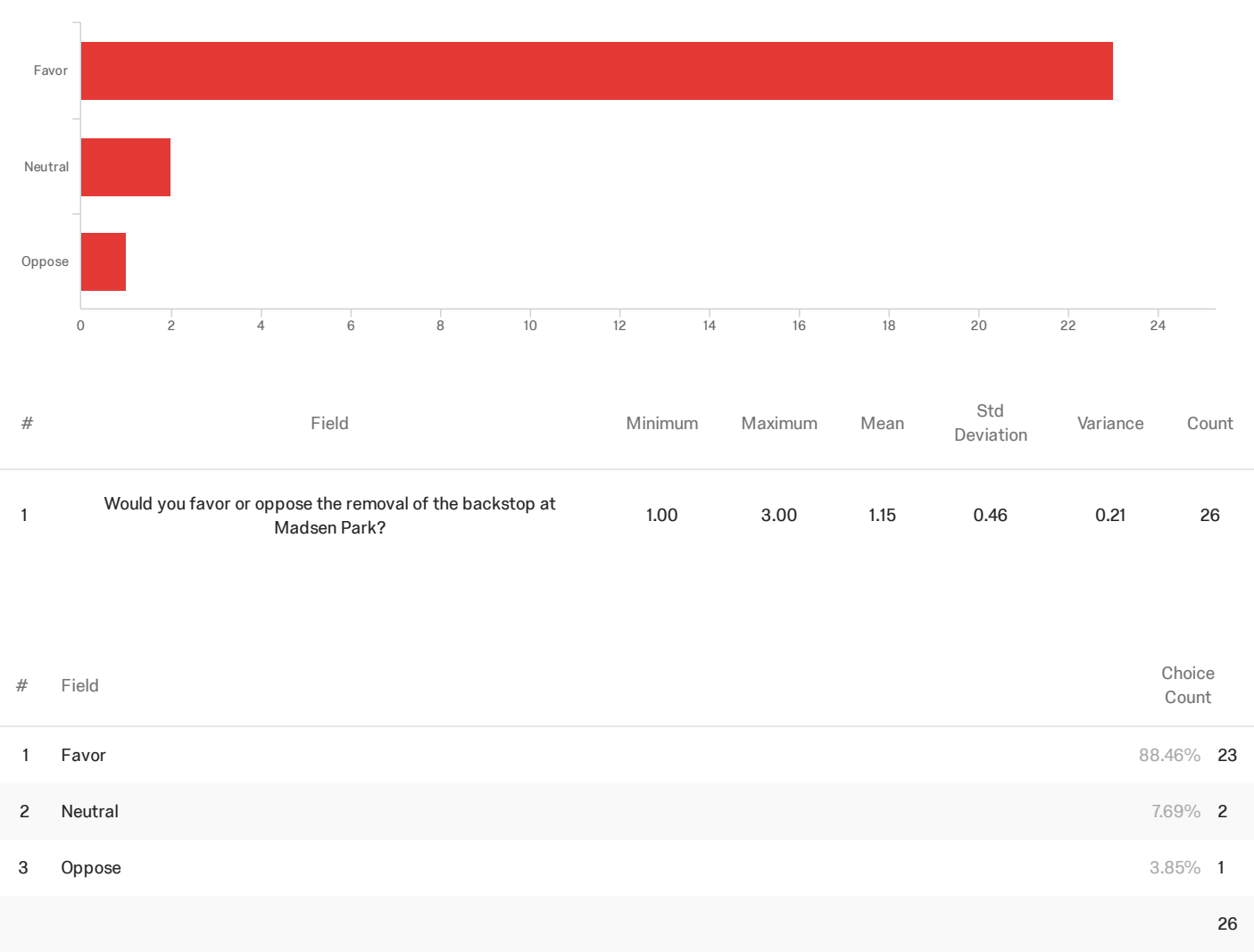
Other (Please Explain)

Though it is not mentioned here in your survey, let's be frank. The real problem is substance use and abuse oh, and all the associated problems. We live just a few yards away, yet I don't feel safe taking my daughter there anymore. Removing Bob firm, backstop, and fencing are cheap solutions. But we need long-term change. I think the whole park where would better serve the community by being converted into a community garden that can be used by locals. this would invite increased caretakership and psychological investment by local residents.

That's where all the trash is also needles.

The druggies are going to hang out there anyway and have sex by where the picnic tables used to be.

Q9 - Would you favor or oppose the removal of the backstop at Madsen Park?



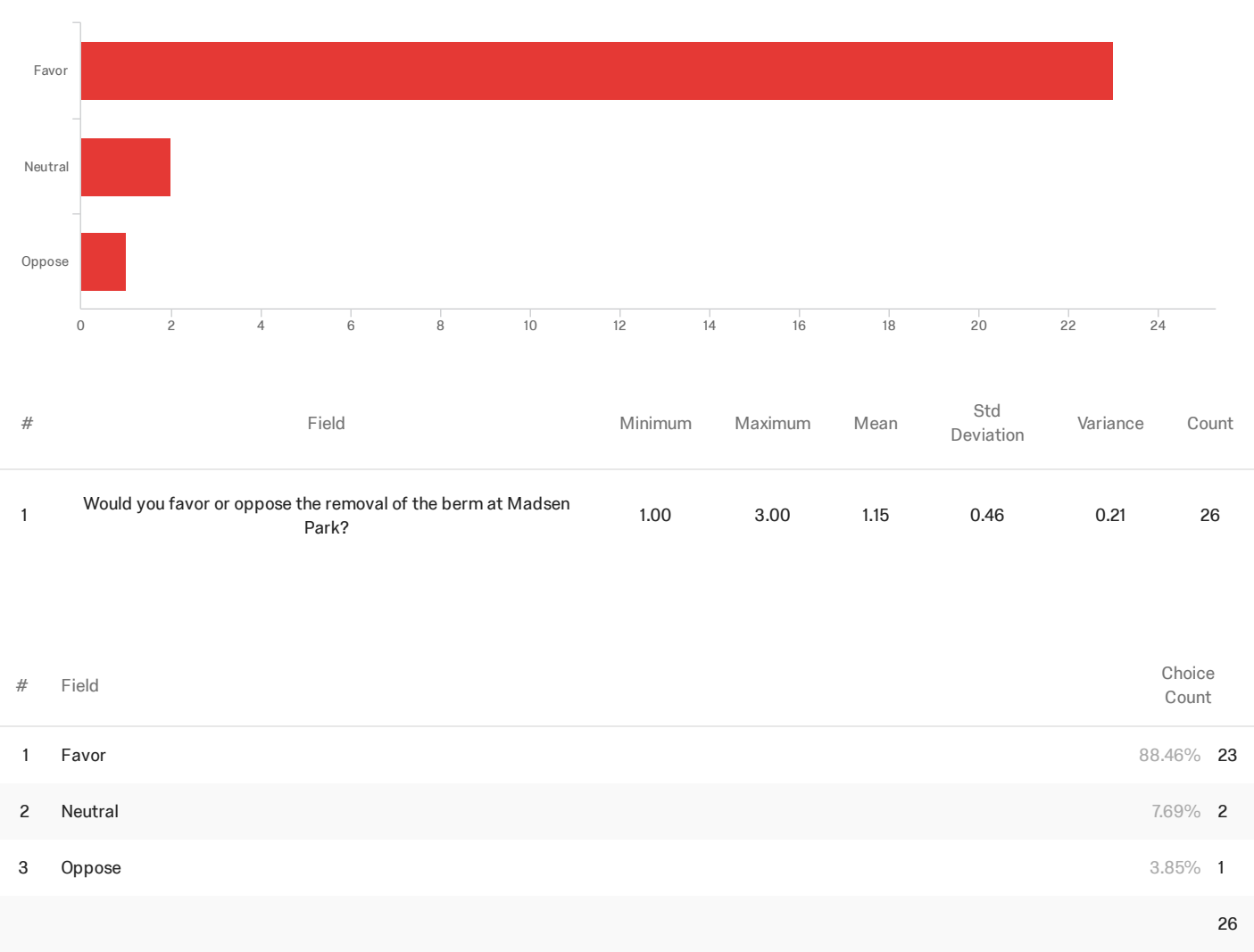
Showing rows 1 - 4 of 4

Q9B - What are your concerns with removing the backstop?

What are your concerns with removing the backstop?

Kids use it as a goal while playing soccer, if it's removed what if the ball goes into the yard of the kind elderly man whom lives next to the park

Q10 - Would you favor or oppose the removal of the berm at Madsen Park?



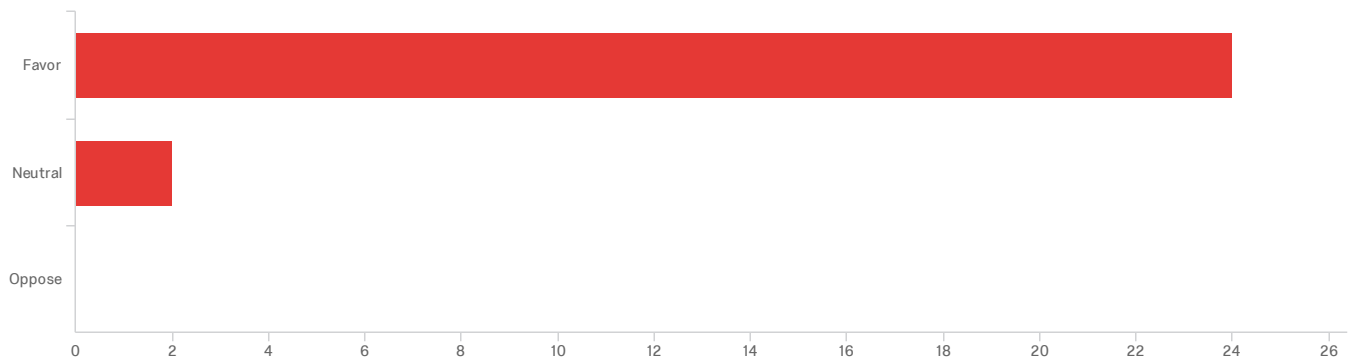
Showing rows 1 - 4 of 4

Q10B - What are your concerns with removing the berm?

What are your concerns with removing the berm?

Tree roots will likely be damaged. Tree instability could be a result

Q11 - Would you favor or oppose the removal of the interior fencing at Madsen Park?



#	Field	Minimum	Maximum	Mean	Std Deviation	Variance	Count
1	Would you favor or oppose the removal of the interior fencing at Madsen Park?	1.00	2.00	1.08	0.27	0.07	26

#	Field	Choice Count
1	Favor	92.31% 24
2	Neutral	7.69% 2
3	Oppose	0.00% 0
		26

Showing rows 1 - 4 of 4

Q11B - What are your concerns with removing the fencing?

What are your concerns with removing the fencing?

Q12 - Please share any additional thoughts that you have about the projects discussed in this survey, or about Madsen Park in general:

Please share any additional thoughts that you have about the projects discu...

From the years of me living here, Madsen park is a very non kid friendly park. As a parent I do not like taking my child there because I don't feel safe. They're is always adults Only, hanging around. Plus, the playground doesn't seem so attractive. Adding more, colorful and new games AFTER making sure adults aren't always hanging around first. That's my opinion, thanks!

I love this old park, it holds many good memories. As of late the homeless have been occupying parts of the park and made it scary to go there. It does seem to be getting back to the way it use to be. I look forward to seeing the improvements and will plan on picnics there. ☐

Thank you so much for considering these things and doing surveys like this!

This little park has been underutilized and would make a great space for people who are part of the Bodhi development and surrounding families with children to have a place to recreate and play. Hopefully the properties adjacent (West) become developed as this sweet little park is generally unknown.

I think cleaning and improving the playground also needs to happen. There is graffiti and swear words that make kids uncomfortable to play on it.

It is sad that this is a park that can never be used by everyday people. It is always full of drug dealers and homeless

As I said above, I think the best use of this space would be to convert a large section of the park into a community garden. The best model for this is the Fair Park garden, with its tall fences. This would discourage everyone but local residents and community members who are psychologically invested in the space from loitering there. Even better, take out the berm, backstop, interior fences, then put up a big exterior fence around the park, convert half of it into a community garden, leave the playground connected to a large grassy area and also fenced off from the street, and add a small dog park. There are lots of us, homeowners and apartment dwellers, with kids and dogs around here. We would love to use the park if it were safe and if other residents would go there. A dog park, a community garden, and a safer playground would attract lots of locals, and that would discourage loitering and crime.

Anything that makes the park safer and more secure is a good thing. The homeless taking over parts of our park has made it feel like the park is off limits. And that's Me speaking as a 58 year old man. I've noticed a improvement once the new homeless shelters opened.

Thanks for prioritizing this project!

Please find a solution to the daytime homeless campers, so I can bring my son to the park without strangers skylarking on my son.

It's almost unusable for children or sport of any kind due to it being a sanctuary for drug use & dealing.

I just moved into the area so haven't been there but I'm sure I'll be going there. I'd honestly like the idea of being able to camp there just for fun but if the berm is attracting unsafe individuals camping there then that would be a problem.

The fencing isn't going to do anything this park need a whole remodel for the kids. The swings are almost always broken and 8 times out of 10 some bum peed on the slide.

Please share any additional thoughts that you have about the projects discu...

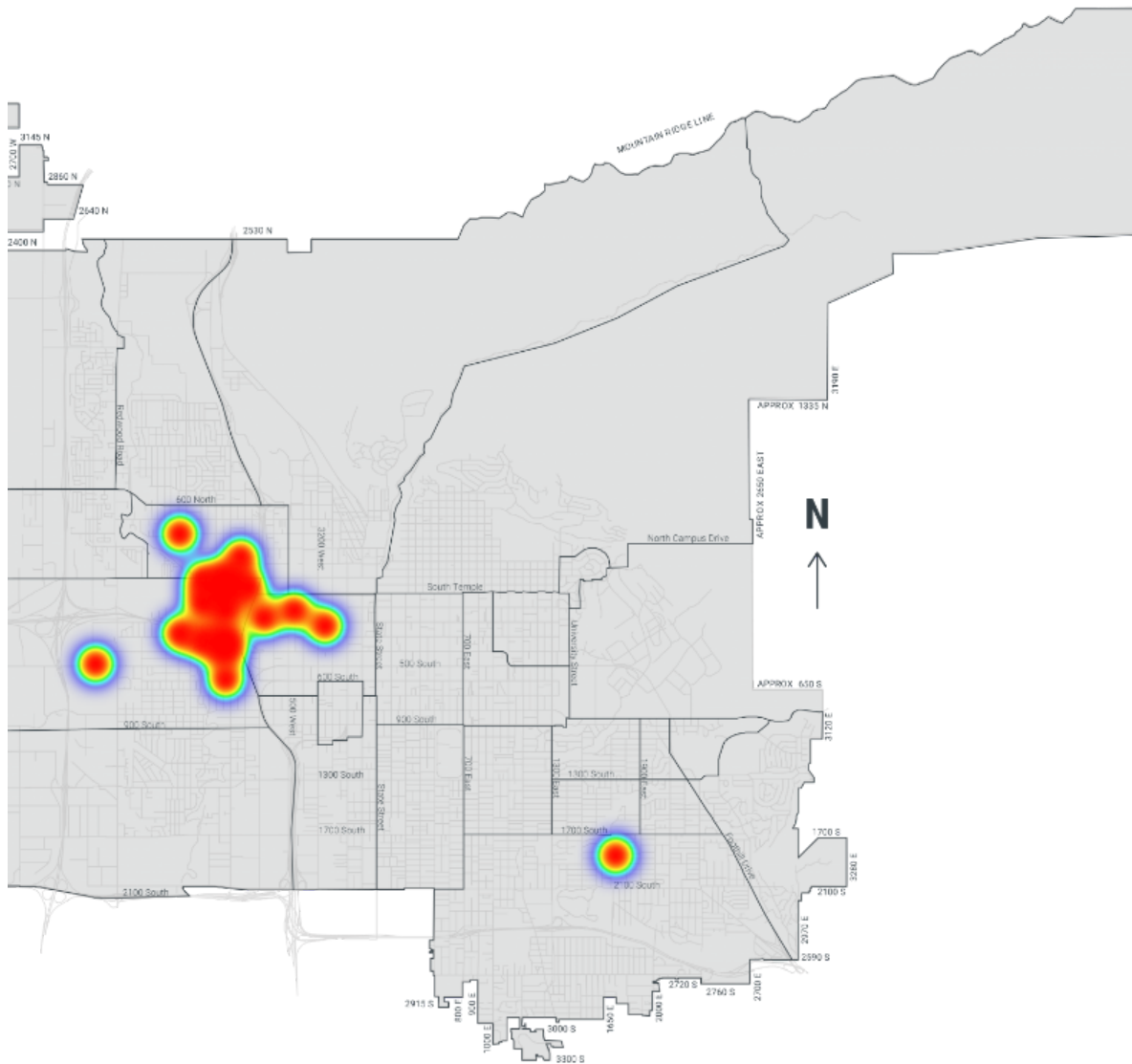
I live across the street from Madsen Park. It has really caused a lot of trouble for the neighborhood (along with several vacant houses). During the warmer months it is a open air drug market. I would love to take my daughter to the park, but only feel safe using it during the colder shouldders of the year. I also have to look at the playground equipment for needles and other hazards which should not be in a playground. If you seek to improve the park I would also remove many of the tree is in the picnic area and around the basketball court and get rid of the picnic tables. The drug selling and using element during the summer months congregate under the trees or at the picnic table. If it was warmer and more open it might deter them. I would keep the trees along the outer edge of the park and all the interior trees I would remove and flatten the rest of the picnic and basketball area and just put in Sod. In the grand scheme of things it would not cost much to do this and it might cut down on the drugs and homelessness that the trees and isolated nature of that corner of the park brings. If you could work with the city to make sure the abandoned houses were secured or demolished and the park was secure the neighborhood would be a much friendlier place to live,

We would go to the park more if it wasn't a hot spot for the homeless in the area. You hear screaming from time to time coming from the park. Homeless sleep there, at the playground, around the berm, lately under a tree on 1000W and South Temple. Real picnic tables would be nice too. Not just the one chained to the pole. The mass number of homeless that live in the park is alarming. The police do patrols quite often, but it's still a problem. Very annoying. Turn the berm into a parking lot, put up a pavillion or two with tables and grills. Make it a real park that can be used, and that people want to use. Thanks!

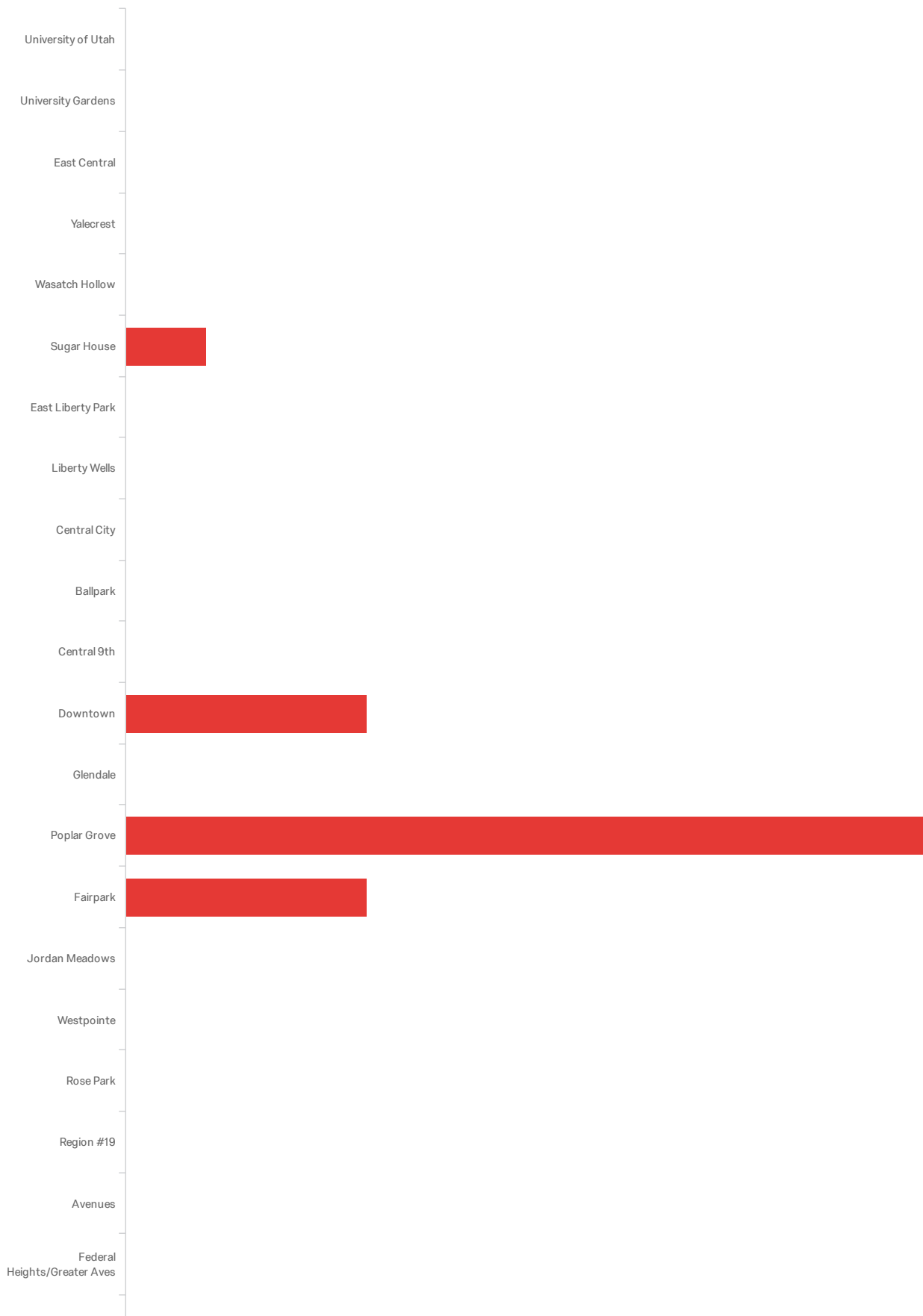
The city should just turn the entire property into a pollinator garden that serves aesthetic, conservation, and prevents the homeless and drug dealers to engage in illicit activities. The upfront cost of designing and installing a pollinator garden will pay for itself over time since maintenance will be reduced, not to mention reducing pollution from gas-powered equipment. Plus, you know, we're saving pollinators which are going extinct.

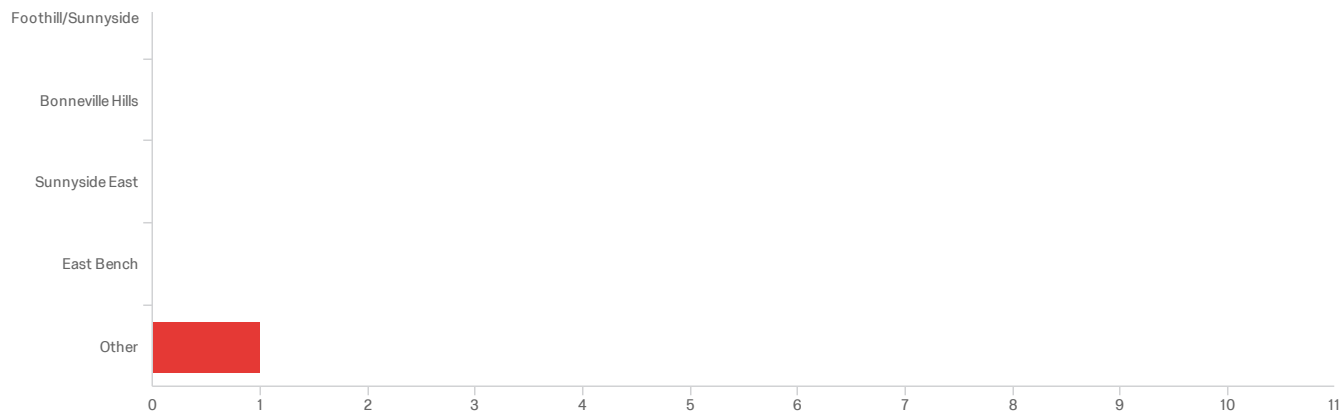
Its says specify but you can't add anything to be specific

Q25 - Please click on the map closest to where you live.

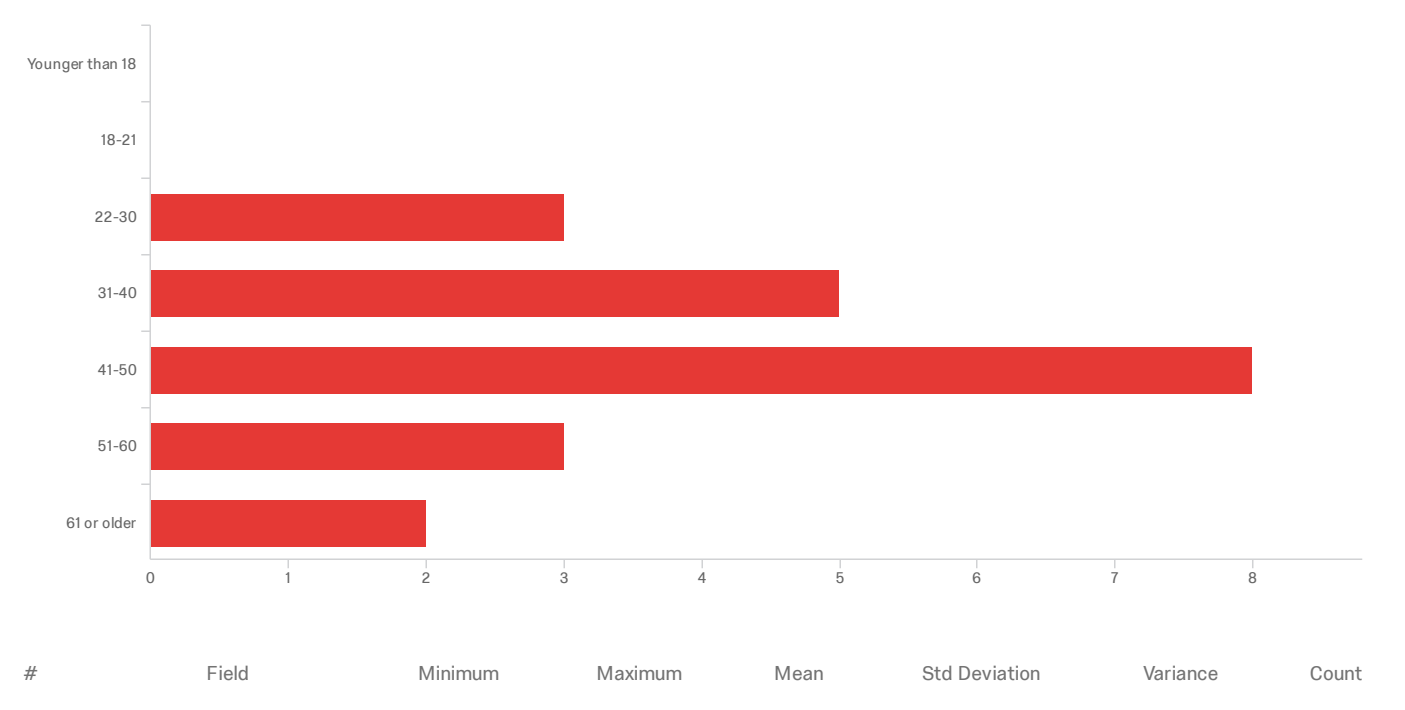


Q25 - Please click on the map closest to where you live. - Regions





Q27 - What is your age?



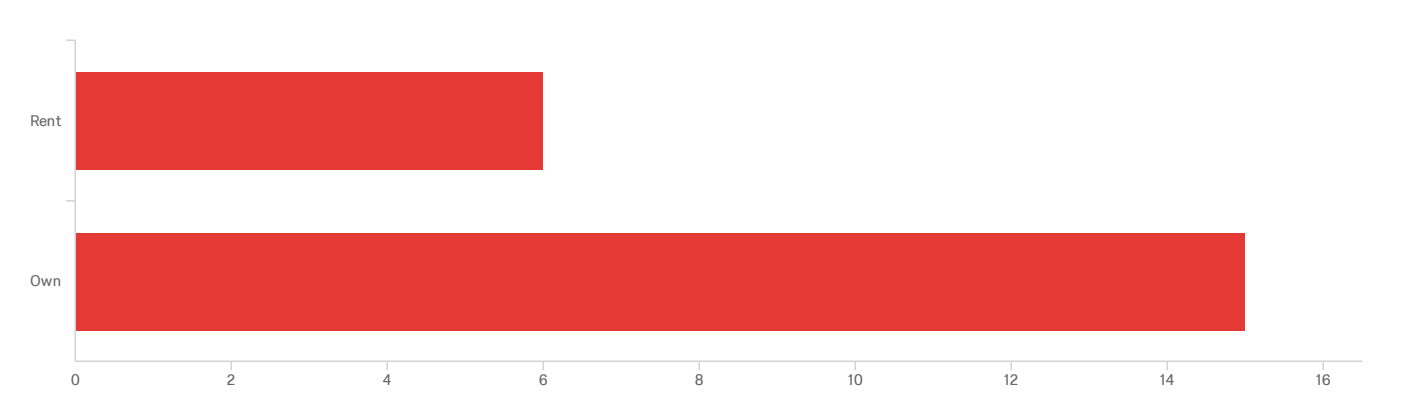
#	Field	Choice Count
1	Younger than 18	0.00% 0
2	18-21	0.00% 0
3	22-30	14.29% 3
4	31-40	23.81% 5
5	41-50	38.10% 8
6	51-60	14.29% 3
7	61 or older	9.52% 2
		21

Showing rows 1 - 8 of 8

Q29 - What is your household income level?



Q31 - Do you rent or own?

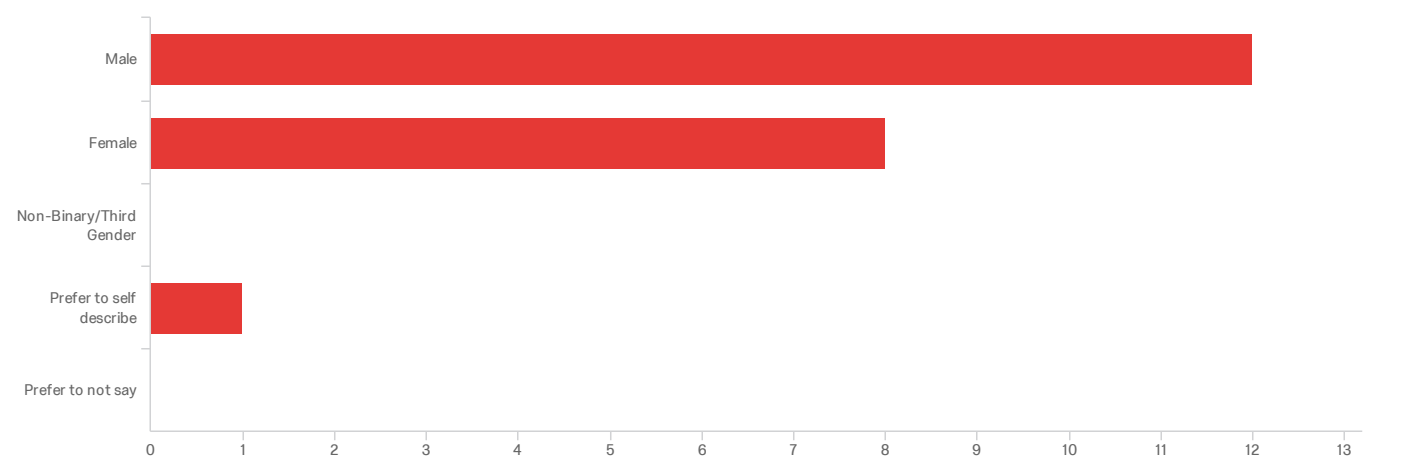


#	Field	Minimum	Maximum	Mean	Std Deviation	Variance	Count
1	Do you rent or own?	1.00	2.00	1.71	0.45	0.20	21

#	Field	Choice Count
1	Rent	28.57% 6
2	Own	71.43% 15
		21

Showing rows 1 - 3 of 3

Q33 - What is your gender?



#	Field	Minimum	Maximum	Mean	Std Deviation	Variance	Count
1	What is your gender? - Selected Choice	1.00	4.00	1.52	0.73	0.54	21

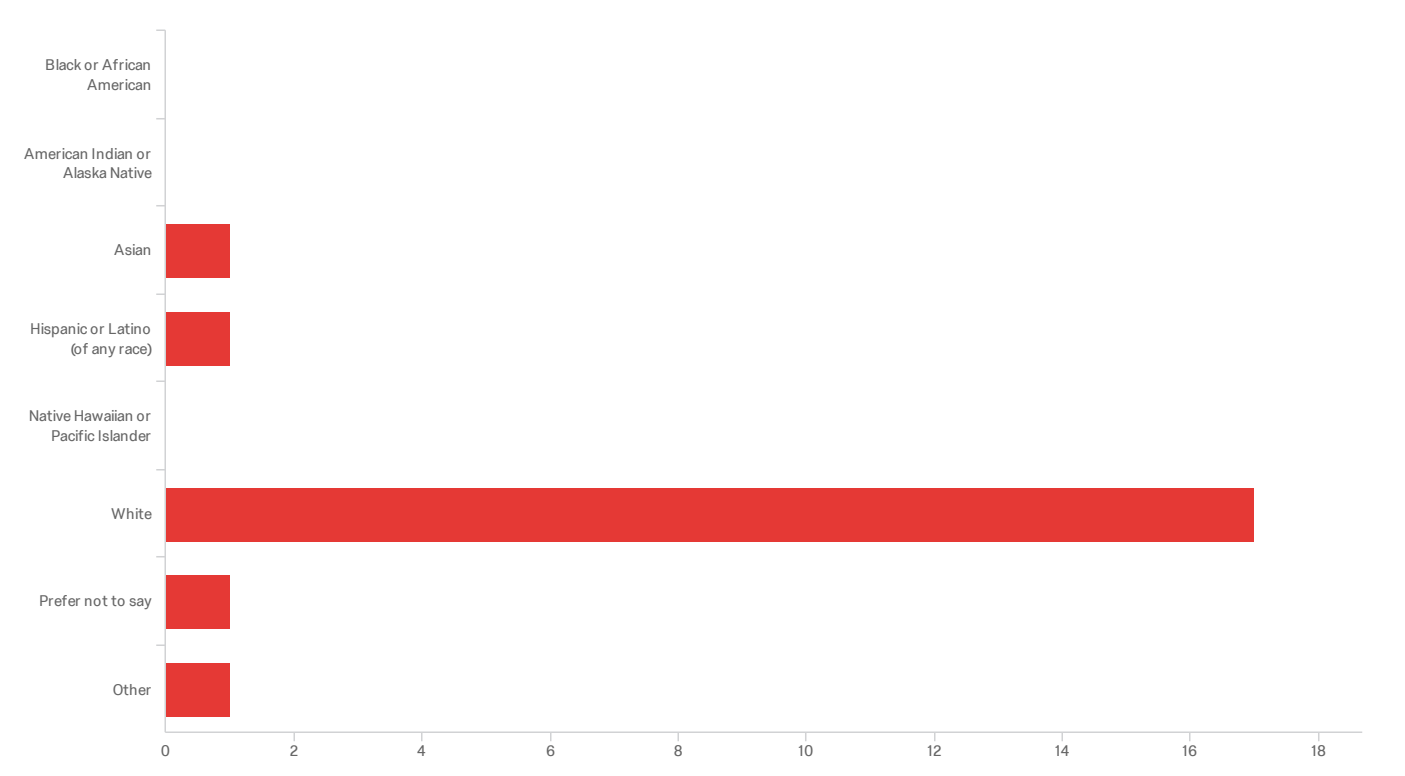
#	Field	Choice Count
1	Male	57.14% 12
2	Female	38.10% 8
3	Non-Binary/Third Gender	0.00% 0
4	Prefer to self describe	4.76% 1
5	Prefer to not say	0.00% 0
		21

Showing rows 1 - 6 of 6

Q33_4_TEXT - Prefer to self describe

Prefer to self describe
flatworm

Q35 - What is your ethnicity?



#	Field	Choice Count
1	Black or African American	0.00% 0
2	American Indian or Alaska Native	0.00% 0
3	Asian	4.76% 1
4	Hispanic or Latino (of any race)	4.76% 1
5	Native Hawaiian or Pacific Islander	0.00% 0
6	White	80.95% 17
8	Prefer not to say	4.76% 1
7	Other	4.76% 1

21

Showing rows 1 - 9 of 9

Q35_7_TEXT - Other

Other

Bat

End of Report